


CESC LIMITED

Shareholding Pattern under Regulation 31 of SEBI (Listing Obligations and Disclosure Requirements) Regulations, 2015				
1.	Name of Listed Entity: CESC Limited			
2.	Scrip Code/Name of Scrip/Class of Security: 500084(BSE) CESC(NSE)			
3.	Share Holding Pattern Filed under: Reg. 31(1)(b)			
	For Quarter ending 30 September, 2018			
4.	Declaration: The Listed entity is required to submit the following declaration to the extent of submission of information:-			
			Yes*	No*
		Particulars		
1		Whether the Listed Entity has issued any partly paid up shares?		No
2		Whether the Listed Entity has issued any Convertible Securities or Warrants?		No
3		Whether the Listed Entity has any shares against which depository receipts are issued?	Yes	
4		Whether the Listed Entity has any shares in locked-in?		No
5		Whether any shares held by promoters are pledge or otherwise encumbered?		No



CESC Limited

Table I - Summary Statement holding of specified securities


Category	Category of shareholder	Nos. of shareholders	No. of fully paid up equity shares held	No. of Partly paid-up equity shares held	No. of shares underlying Depository Receipts	Total nos. shares held	Shareholding as a % of total no. of shares (calculated as per SCRR, 1957)	Number of Voting Rights held in each class of securities			No. of Shares Underlying Outstanding convertible securities (including Warrants)	Shareholding, as a % assuming full conversion of convertible securities (as a percentage of diluted share capital)	Number of Locked in shares		Number of Shares pledged or otherwise encumbered		Number of equity shares held in dematerialised form	
								No of Voting Rights					Total as a % of (A+B+C)	No. (a)	As a % of total Shares held(b)	No. (a)		As a % of total Shares held(b)
								Class eg: X	Class eg: y	Total								
(i)	(ii)	(iii)	(iv)	(v)	(vi)	(vii) = (iv)+(v)+(vi)	(viii) As a % of (A+B+C2)	(ix)			(x)	(xi) = (vii)+(x) As a % of (A+B+C2)	(xii)	(xiii)		(xiv)		
(A)	Promoter & Promoter Group	13	66172209	0	0	66172209	49.92	66172209	0	66172209	49.92	0	0	0	0	0	66172209	
(B)	Public	55655	66376902	0	0	66376902	50.08	66376902	0	66376902	50.08	0	0	0	NA	NA	64780344	
(C)	Non Promoter - Non Public	1	0	0	7932	7932	NA	0	0	0	0.00	0	0	0	NA	NA	7932	
(C1)	Shares Underlying DRs	1	0	0	7932	7932	NA	0	0	0	0.00	0	0	0	NA	NA	7932	
(C2)	Shares Held By Employee Trust	0	0	0	0	0	0	0	0	0	0.00	0	0	0	NA	NA	0	
	Total	55669	132549111	0	7932	132557043	100.00	132549111	0	132549111	100.00	0	0	0	0	0	130960485	



CESC Limited

Table II - Statement showing shareholding pattern of the Promoter and Promoter Group

	Category & Name of the shareholders	PAN	Nos. of shareholders	No. of fully paid up equity shares held	Partly paid-up equity shares held	No. of shares underlying Depository Receipts	Total nos. shares held	Shareholding % calculated as per SCRR, 1957 As a % of (A+B+C2)	Number of Voting Rights held in each class of securities				No. of Shares Underlying Outstanding convertible securities (including Warrants)	Shareholding, as a % assuming full conversion of convertible securities (as a percentage of diluted share capital)	Number of Locked in shares		Number of Shares pledged or otherwise encumbered		Number of equity shares held in dematerialised form	
									No of Voting Rights			Total as a % of (A+B+C)			No. (a)	As a % of total Shares held(b)	No. (a)	As a % of total Shares held(b)		
									Class eg: X	Class eg: y	Total									
	(I)	(II)	(III)	(IV)	(V)	(VI)	(VII) = (IV)+(V)+	(VIII) As a % of (A+B+C2)	(IX)			(X)	(XI)= (VII)+(X) As a % of	(XII)		(XIII)		(XIV)		
1	Indian																			
(a)	Individuals / Hindu Undivided Family		5	284222	0	0	284222	0.21	284222	0	284222	0.21	0	0.21	0	0	0	0	0	284222
	Sanjiv Goenka	AEFPG4689G	1	134794	0	0	134794	0.10	134794	0	134794	0.10	0	0.10	0	0	0	0	0	134794
	Sanjiv Goenka (HUF)	AAFH59493E	1	12296			12296	0.01	12296		12296	0.01		0.01						12296
	Shashwat Goenka	AOUPG0553L	1	111408			111408	0.08	111408		111408	0.08		0.08						111408
	Preeti Goenka	AEFPG4690B	1	25223	0	0	25223	0.02	25223	0	25223	0.02	0	0.02	0	0	0	0	0	25223
	Avarna Goenka	AHFPG0255P	1	501	0	0	501	0.00	501	0	501	0.00	0	0.00	0	0	0	0	0	501
(b)	Central Government / State Government(s)		0	0	0	0	0	0	0	0	0	0	0	0	0	0	0	0	0	0
(c)	Financial Institutions / Banks		0	0	0	0	0	0	0	0	0	0	0	0	0	0	0	0	0	0
(d)	Any Other (Specify)		8	65887987	0	0	65887987	49.71	65887987	0	65887987	49.71	0	49.71	0	0	0	0	0	65887987
	Bodies Corporate		8	65887987	0	0	65887987	49.71	65887987	0	65887987	49.71	0	49.71	0	0	0	0	0	65887987
	Rainbow Investments Limited	AAACR3915Q	1	58796632	0	0	58796632	44.36	58796632	0	58796632	44.36	0	44.36	0	0	0	0	0	58796632
	Stel Holdings Limited	AADC53332H	1	2493470	0	0	2493470	1.88	2493470	0	2493470	1.88	0	1.88	0	0	0	0	0	2493470
	Phillips Carbon Black Limited	AABCP5762E	1	1686198	0	0	1686198	1.27	1686198	0	1686198	1.27	0	1.27	0	0	0	0	0	1686198
	Saregama India Limited	AAACT9815B	1	1259988	0	0	1259988	0.95	1259988	0	1259988	0.95	0	0.95	0	0	0	0	0	1259988
	Integrated Coal Mining Limited	AAACI5584L	1	1075364	0	0	1075364	0.81	1075364	0	1075364	0.81	0	0.81	0	0	0	0	0	1075364
	Kolkata Metro Networks Limited	AABCR2354Q	1	285000	0	0	285000	0.22	285000	0	285000	0.22	0	0.22	0	0	0	0	0	285000
	Castor Investments Limited	AAFCC9163J	1	250000	0	0	250000	0.19	250000	0	250000	0.19	0	0.19	0	0	0	0	0	250000
	Dotex Merchandise Private Limited	AAACD9470A	1	41335	0	0	41335	0.03	41335	0	41335	0.03	0	0.03	0	0	0	0	0	41335
	Sub Total (A)(1)		13	66172209	0	0	66172209	49.92	66172209	0	66172209	49.92	0	49.92	0	0	0	0	0	66172209
2	Foreign																			
(a)	Individuals (Non-Resident Individuals / Foreign Individuals)		0	0	0	0	0	0	0	0	0	0	0	0	0	0	0	0	0	0
(b)	Government		0	0	0	0	0	0	0	0	0	0	0	0	0	0	0	0	0	0
(c)	Institutions		0	0	0	0	0	0	0	0	0	0	0	0	0	0	0	0	0	0
(d)	Foreign Portfolio Investor		0	0	0	0	0	0	0	0	0	0	0	0	0	0	0	0	0	0
(e)	Any Other (Specify)		0	0	0	0	0	0	0	0	0	0	0	0	0	0	0	0	0	0
	Sub Total (A)(2)		0	0	0	0	0	0	0	0	0	0	0	0	0	0	0	0	0	0
	Total Shareholding Of Promoter And Promoter Group (A)= (A)(1)+(A)(2)		13	66172209	0	0	66172209	49.92	66172209	0	66172209	49.92	0	49.92	0	0	0	0	0	66172209




CESC Limited

Table III - Statement showing shareholding pattern of the Public shareholder

Category & Name of the shareholders	PAN	Nos. of shareholders	No. of fully paid up equity shares held	Partly paid-up equity shares held	No. of shares underlying Depository Receipts	Total nos. shares held	Shareholding % calculated as per SCRR, 1957 As a % of (A+B+C2)	Number of Voting Rights held in each class of securities			No. of Shares Underlying Outstanding convertible securities (including Warrants)	Shareholding, as a % assuming full conversion of convertible securities (as a percentage of diluted share capital)	Number of Locked in shares		Number of Shares pledged or otherwise encumbered		Number of equity shares held in dematerialised form		
								No of Voting Rights					Total as a % of (A+B+C)	No. (a)	As a % of total Shares held(b)	No. (a)		As a % of total Shares held(b)	
								Class eg: X	Class eg: y	Total									
(I)	(II)	(III)	(IV)	(V)	(VI)	(VII) =	(VIII) As a	(IX)			(X)	(XI)= (VII)+(X)	(XII)		(XIII)		(XIV)		
1	Institutions																		
(a)	Mutual Fund		38	28945143	0	0	28945143	21.84	28945143	0	28945143	21.84	0	21.84	0	0	NA	NA	28940858
	Hdfc Trustee Company Limited-Hdfc Equity Fund	AAATH1809A	1	11930021	0	0	11930021	9.00	11930021	0	11930021	9.00	0	9.00	0	0	NA	NA	11930021
	Reliance Capital Trustee Company Limited A/C Reliance Growth Fund	AAATR0090B	1	2199232	0	0	2199232	1.66	2199232	0	2199232	1.66	0	1.66	0	0	NA	NA	2199232
	Franklin Templeton Mutual Fund A/C Franklin India Prima Fund	AAATT4931H	1	2143095	0	0	2143095	1.62	2143095	0	2143095	1.62	0	1.62	0	0	NA	NA	2143095
	Icici Prudential Equity Arbitrage Fund	AAAAI0038F	1	2036900	0	0	2036900	1.54	2036900	0	2036900	1.54	0	1.54	0	0	NA	NA	2036900
	Dsp Blackrock Equity Opportunities Fund	AAAJD0430B	1	1994413	0	0	1994413	1.50	1994413	0	1994413	1.50	0	1.50	0	0	NA	NA	1994413
(b)	Venture Capital Funds		0	0	0	0	0.00	0.00	0	0	0	0.00	0	0.00	0	0	NA	NA	0
(c)	Alternate Investment Funds		3	403005	0	0	403005	0.30	403005	0	403005	0.30	0	0.30	0	0	NA	NA	403005
(d)	Foreign Venture Capital Investors		0	0	0	0	0.00	0.00	0	0	0	0.00	0	0.00	0	0	NA	NA	0
(e)	Foreign Portfolio Investor		146	14249882	0	0	14249882	10.75	14249882	0	14249882	10.75	0	10.75	0	0	NA	NA	14241830
	Abu Dhabi Investment Authority - Lglinv	AAACA4380N	1	1368323	0	0	1368323	1.03	1368323	0	1368323	1.04	0	1.04	0	0	NA	NA	1368323
	Rochdale Emerging Markets-Mauritius	AAFCR3497J	1	1352688	0	0	1352688	1.02	1352688	0	1352688	1.03	0	1.03	0	0	NA	NA	1352688
(f)	Financial Institutions / Banks		24	520523	0	0	520523	0.39	520523	0	520523	0.39	0	0.39	0	0	NA	NA	512708
(g)	Insurance Companies		13	4576313	0	0	4576313	3.45	4576313	0	4576313	3.45	0	3.45	0	0	NA	NA	4570663
	Life Insurance Corporation Of India	AAACLO582H	1	2211282	0	0	2211282	1.67	2211282	0	2211282	1.67	0	1.67	0	0	NA	NA	2211282
(h)	Provident Funds/ Pension Funds		0	0	0	0	0.00	0.00	0	0	0	0.00	0	0.00	0	0	NA	NA	0
(i)	Any Other (Specify)		6	27825	0	0	27825	0.02	27825	0	27825	0.02	0	0.02	0	0	NA	NA	12475
	Foreign Bank		6	27825	0	0	27825	0.02	27825	0	27825	0.02	0	0.02	0	0	NA	NA	12475
	Sub Total (B)(1)		230	48722691	0.0	0.0	48722691	36.76	48722691	0	48722691	36.76	0	36.75	0	0	NA	NA	48681539
2	Central Government/ State Government(s)/ President of India																		
	Central Government / State Government(s)		2	10503	0	0	10503	0.01	10503	0	10503	0.01	0	0.01	0	0	NA	NA	8351
	Sub Total (B)(2)		2	10503	0	0	10503	0.01	10503	0	10503	0.01	0	0.01	0	0	NA	NA	8351
3	Non-Institutions																		
(a)	Individuals			0	0										0		NA	NA	
	i. Individual shareholders holding nominal share capital up to Rs. 2 lakhs.		51174	7056167	0	0	7056167	5.32	7056167	0	7056167	5.32	0	5.32	0	0	NA	NA	6266506
	ii. Individual shareholders holding nominal share capital in excess of Rs. 2 lakhs.		24	932271	0	0	932271	0.70	932271	0	932271	0.70	0	0.70	0	0	NA	NA	932271
(b)	NBFCs registered with RBI		13	11892	0	0	11892	0.00	11892	0	11892	0.00	0	0.00	0	0	NA	NA	11892
(c)	Employee Trusts		0	0	0	0	0.00	0.00	0	0	0	0.00	0	0.00	0	0	NA	NA	0
(d)	Overseas Depositories(holding DRs) (balancing figure)		0	0	0	0	0.00	0.00	0	0	0	0.00	0	0.00	0	0	NA	NA	0
(e)	Any Other (Specify)		4212	9643378	0	0	9643378	7.27	9643378	0	9643378	7.27	0	7.27	0	0	0	0	8879785
	IEPF		1	131271	0	0	131271	0.10	131271	0	131271	0.10	0	0.10	0	0	NA	NA	131271
	Trusts		13	500084	0	0	500084	0.38	500084	0	500084	0.38	0	0.38	0	0	NA	NA	500084




Foreign Nationals		8	44859	0	0	44859	0.03	44859	0	44859	0.03	0	0.03	0	0	NA	NA	17379
Hindu Undivided Family		1547	334777	0	0	334777	0.25	334777	0	334777	0.25	0	0.25	0	0	NA	NA	334777
Foreign Companies		31	97050	0	0	97050	0.07	97050	0	97050	0.07	0	0.07	0	0	NA	NA	0
Non Resident Indians (Non Repat)		376	209865	0	0	209865	0.16	209865	0	209865	0.16	0	0.16	0	0	NA	NA	209865
Non Resident Indians (Repat)		1089	1108128	0	0	1108128	0.84	1108128	0	1108128	0.84	0	0.84	0	0	NA	NA	663882
Unclaimed Shares		1	131590	0	0	131590	0.10	131590	0	131590	0.09	0	0.09	0	0	NA	NA	131590
Clearing Member		195	781530	0	0	781530	0.59	781530	0	781530	0.59	0	0.59	0	0	NA	NA	781530
Bodies Corporate		951	6304224	0	0	6304224	4.75	6304224	0	6304224	4.76	0	4.76	0	0	NA	NA	6109407
Bnk Capital Markets Limited	AABC84140N	1	2764524	0	0	2764524	2.09	2764524	0	2764524	2.09	0	2.09	0	0	NA	NA	2764524
Sub Total (B)(3)		55423	17643708	0	0	17643708	13.29	17643708	0	17643708	13.29	0	13.29	0	0	NA	NA	16090454
Total Public Shareholding (B)= (B)(1)+(B)(2)+(B)(3)		55655	66376902	0	0	66376902	50.08	66376902	0	66376902	50.07	0	50.05	0	0	NA	NA	64780344



CESC Limited

Table IV - Statement showing shareholding pattern of the Non Promoter- Non Public shareholder


	Category & Name of the shareholders	PAN	Nos. of shareholders	No. of fully paid up equity shares held	Partly paid-up equity shares held	No. of shares underlying Depository Receipts	Total nos. shares held	Shareholding % calculated as per SCRR, 1957 As a % of (A+B+C2)	Number of Voting Rights held in each class of securities			No. of Shares Underlying Outstanding convertible securities (including Warrants)	Shareholding, as a % assuming full conversion of convertible securities (as a percentage of diluted share capital)	Number of Locked in shares		Number of Shares pledged or otherwise encumbered		Number of equity shares held in dematerialised form	
									No of Voting Rights					Total as a % of (A+B+C)	No. (a)	As a % of total Shares held(b)	No. (a)		As a % of total Shares held(b)
									Class eg: X	Class eg: y	Total								
(I)	(II)	(III)	(IV)	(V)	(VI)	(VII) = (IV)+(V)+(VI)	(VIII) As a % of (A+B+C2)	(IX)			(X)	(XI) = (VII)+(X) As a % of (A+B+C2)	(XII)		(XIII)		(XIV)		
1	Custodian/DR Holder		1	0	0	7932	7932	0.00	0	0	0	0.00	0	0.00	0	0	NA	NA	7932
2	Employee Benefit Trust (under SEBI (Share based Employee Benefit) Regulations, 2014)		0	0	0	0	0	0.00	0	0	0	0.00	0	0.00	0	0	NA	NA	0
	Total Non-Promoter- Non Public Shareholding (C)= (C)(1)+(C)(2)		1	0	0	7932	7932	0.00	0	0	0	0.00	0	0.00	0	0	NA	NA	7932



Annexure to Table II- Details of Shares which remain unclaimed for Promoter & Promoter Group

Details of Shares which remain unclaimed for Promoter & Promoter Group


Serial No.	Number of shareholders	Outstanding shares held in demat or unclaimed suspense account	voting rights which are frozen	Disclosure of notes on shares which remain unclaimed for public shareholders
NIL				



Annexure to Table III- A- Details of the shareholders acting as persons in Concert for Public

Details of the shareholders acting as persons in Concert for Public

Serial	Name of the PAC	No of Shares	Percentage of shareholding
HDFC TRUSTEE COMPANY LIMITED			
1	HDFC TRUSTEE COMPANY LIMITED-HDFC EQUITY FUND	5847355	4.41
2	HDFC TRUSTEE COMPANY LIMITED - HDFC TOP 200 FUND	2813250	2.12
3	HDFC TRUSTEE COMPANY LIMITED - HDFC PRUDENCE FUND	2215000	1.68
4	HDFC TRUSTEE COMPANY LIMITED - HDFC INFRASTRUCTURE FUND	554416	0.42
5	HDFC TRUSTEE COMPANY LTD - HDFC CORE AND SATELLITE FUND	280000	0.21
6	HDFC TRUSTEE COMPANY LTD- HDFC EQUITY SAVING FUND	220000	0.17
		11930021	9.01



Annexure to Table III- B Details of Shares which remain unclaimed for Public along with such details such as number of shareholders, outstanding shares held in unclaimed suspense account, voting rights which are frozen etc.

Details of Shares which remain unclaimed for Public

Serial No.	Description	Number of shareholders	Outstanding shares held in demat or unclaimed suspense account
1	Unclaimed Shares in Suspense Account	1	131590

